

50m HDMI Extender over single Cat5e/6 cable with loop out

Support 1080P60hz YUV4:4:4

OPERATION MANUAL



Operating Instructions

Dear Customer

Thank you for purchasing this product. For optimum performance and safety, please read these instructions carefully before connecting, operating or adjusting this product. Please keep this manual for future reference.

Notice

The information in this document is subject to change without notice. Every effort has been made in the preparation of this document to ensure accuracy of the contents, but all statements, information, and recommendations in this document do not constitute the warranty of any kind, express or implied.

Features

- Each set includes one transmitter with loop out and one receiver
- Audio sampling rate up to 48KHz, support 7.1 channels
- Support 1080P60HZ@YUV4:4:4 Maximum extension of 50m
- DC12V1A, support POC power supply
- RX end one-way infrared transmission to TX end
- Copy local and remote EDID functions
- Setting of distance extension dialing switch: cat5e/cat6 10m ~ 50m
- Support Dolby True-HD, DTS-HD Master audio.

SPECIFICATIONS

Operating Temperature Range	-5 to +40°C (+23 to +104°F)
Operating Humidity Range	5 to 90%RH (No Condensation)
Connectors on Transmitter	HDMI Receptacle x 2 (1xHDMI input, 1xHDMI loop output) Power DC Receptacle x 1 IR Receptacle x 1(for IR TX)
Connectors on Receiver	HDMI Receptacle x 1 IR Receptacle x 1(for RX cable)
Resolution outputs	1080p/1080i/720p/576p/480p
Audio format supported	DTS-HD Master Audio, Dolby True HD, multi-channel 7.1, stereo etc
Output Video Signal	HDMI
Dimension (L×W×H)	TX: L79.3xW68xH16.5mm; RX: L79.3xW68xH16.5mm
Power supply	DC 12V1A Power supply
Power consumption	2W(MAX)
Transmission Distance	1080p up to 50mⓈ
Net Weight	TX: 120g; RX:115g

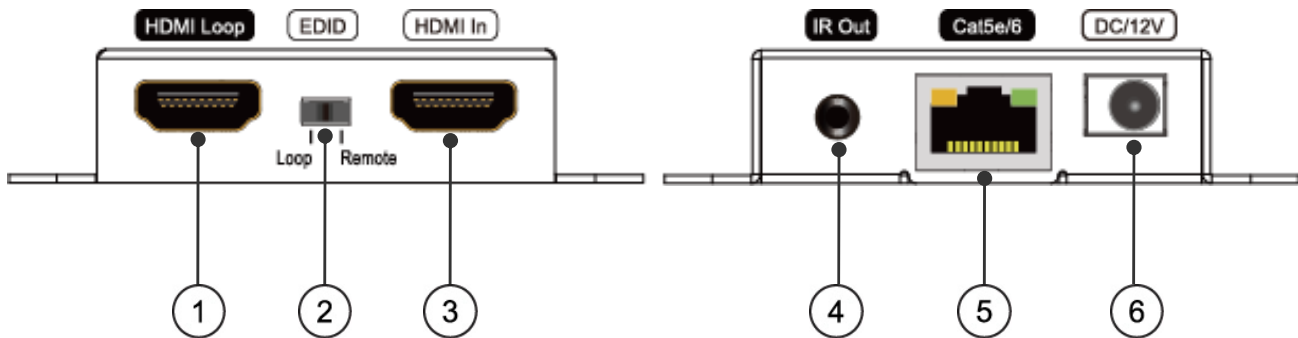
Note 1 :Under perfect transmission conditions including straight cable runs with no electrical interference, bends, kinks, patch panels or wall outlets.

Package Contents

- 1xHDMI Transmitter
- 1xHDMI Receiver
- 1 x IR TX Emitter
- 1x IR RX Receiver
- 1x12V DC Adapter
- 1xUser Manual

PANEL DESCRIPTIONS

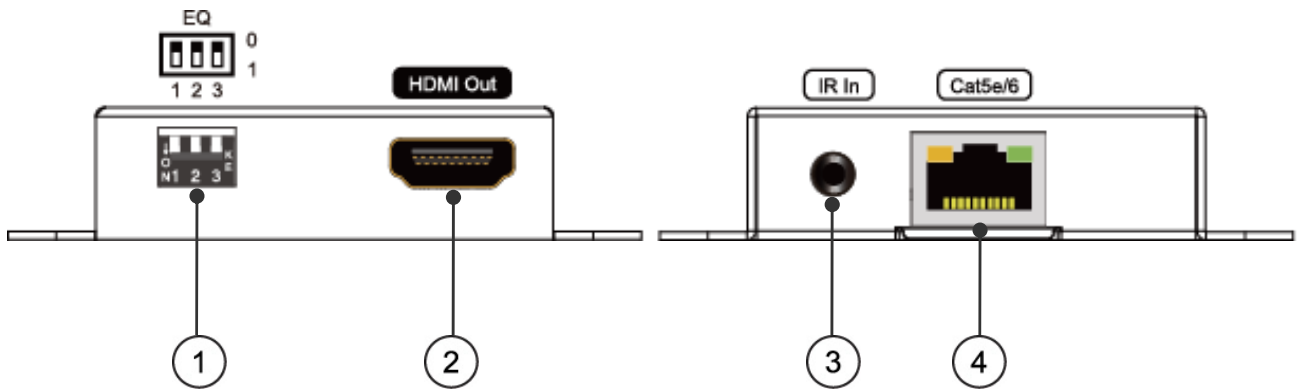
Transmitter Panel



- ① HDMI loop out port
- ② EDID Switch **1**
- ③ HDMI input port
- ④ IR Out port
- ⑤ Cat5e/6 output port
- ⑥ DC 12V port

Note 1: The transmitter of this product has the function of EDID copy, Dial to the left side means copy loop EDID, and dial to the right side means copy remote EDID.

Receiver Panel



- ① DIP switch **1**
- ② HDMI output port
- ③ IR In port
- ④ Cat5e/6 input port

Note 1: Its receiver has 3 bit dialing switch.

From left to right, 1 is the high position, 3 is the low position, Corresponding to binary, dial up to 0, dial down to 1, for the extension cord distance adjustment. Different network cable lengths need to be set according to the following table.

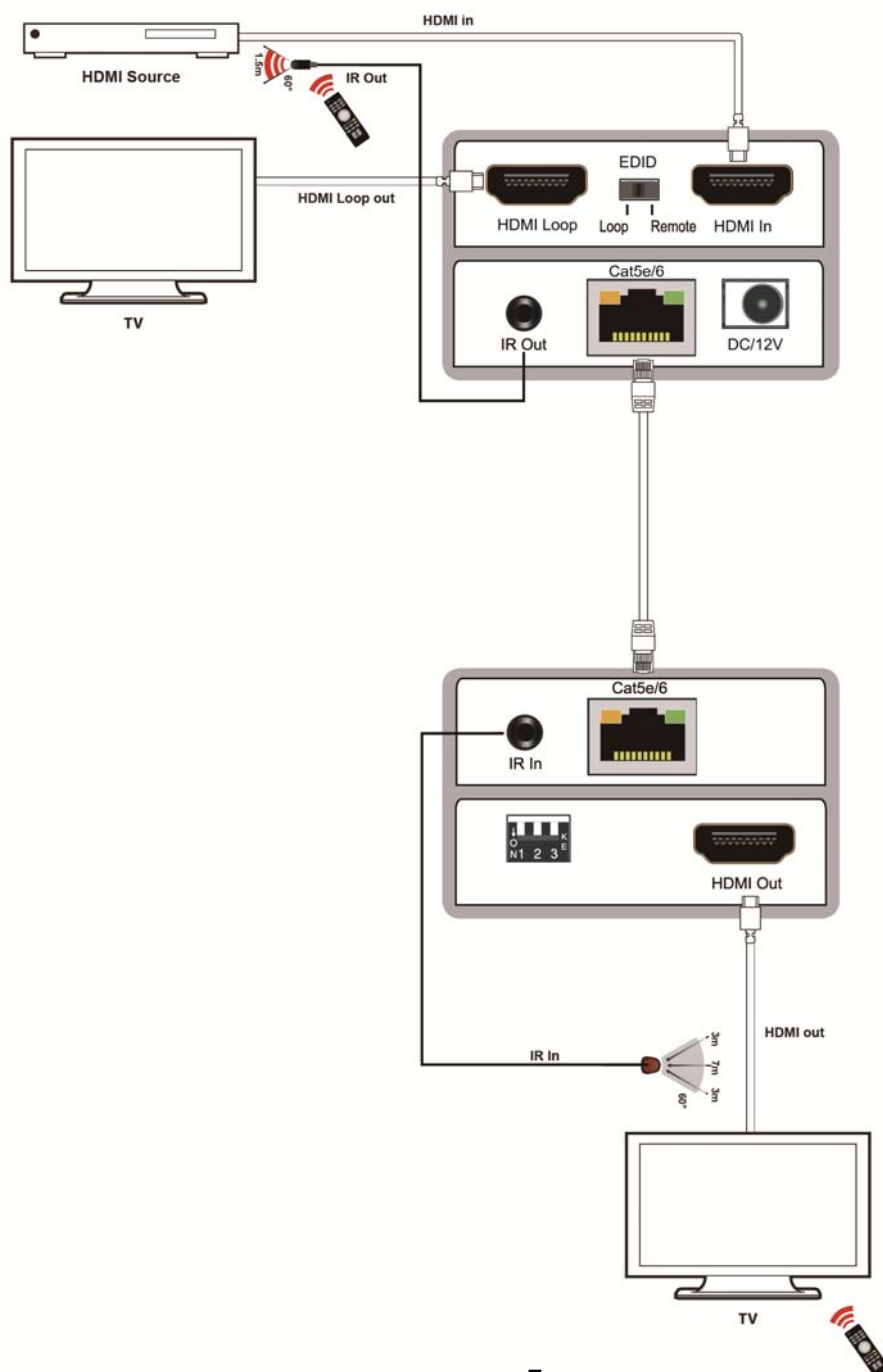
000	1~15meters network cable distance
011	16~30meters network cable distance
101	31~40meters network cable distance
111	41~50meters network cable distance

Operating Instructions

Connecting and operating

1. Connect 1 source such as a Blu-Ray Player, game console, STB, etc. to the HDMI input on the transmitter
2. Connect 1 display such as an HDTV or HD Projector to the Loop HDMI output on the transmitter.
3. Connect 1 display such as an HDTV or HD Projector to the HDMI output on the receiver .
4. Connect a single Category 5e/6/7 up to (50m) to both transmitter and receiver.
5. Plug in the IR-RX cable and IR-TX cable to the IR jack port located on the Receiver and transmitter banal.
6. Power on the transmitter firstly, then power on the source and sink.

Connection Diagram



Operating Instructions

MAINTENANCE

Clean this unit with a soft, dry cloth. Never use alcohol, paint thinner or benzene to clean this unit.

PRODUCT SERVICE

1) **Damage requiring service:**

The unit should be serviced by qualified service personnel if:

- (a) The DC power supply cord or AC adaptor has been damaged;
- (b) Objects or liquids have gotten into the unit;
- (c) The unit has been exposed to rain;
- (d) The unit does not operate normally or exhibits a marked change in performance;
- (e) The unit has been dropped or the cabinet damaged.

2) **Servicing Personnel:** Do not attempt to service the unit beyond that described in these operating instructions. Refer all other servicing to authorized servicing personnel.

3) **Replacement parts:** When parts need replacing ensure the servicer uses parts specified by the manufacturer or parts that have the same characteristics as the original parts. Unauthorized substitutes may result in fire, electric shock, or other hazards.

4) **Safety check:** After repairs or service, ask the servicer to perform safety checks to confirm that the unit is in proper working condition.

WARRANTY

If your product does not work properly because of a defect in materials or workmanship, our Company (referred to as "the warrantor") will, for the length of the period indicated as below, **(Parts)2Year, Labor(90) Days** which starts with the date of original purchase ("Limited Warranty period"), at its option either(a) repair your product with new or refurbished parts, or (b) replace it with a new or a refurbished product. The decision to repair or replace will be made by the warrantor.

During the "Labor" Limited Warranty period there will be no charge for labor.

During the "Parts" warranty period, there will be no charge for parts. You must mail-in your product during the warranty period. This Limited Warranty is extended only to the original purchaser and only covers product purchased as new. A purchase receipt or other proof of original purchase date is required for Limited Warranty service.

MAIL-IN SERVICE

When shipping the unit carefully pack and send it prepaid, adequately insured and preferably in the original carton. Include a letter detailing the complaint and provide a day time phone and/or email address where you can be reached.

LIMITED WARRANTY LIMITS AND EXCLUSIONS

1) This Limited Warranty **ONLY COVERS** failures due to defects in materials or workmanship, and **DOES NOT COVER** normal wear and tear or cosmetic damage.

The Limited Warranty **ALSO DOES NOT COVER** damages which occurred in shipment, or failures which are caused by products not supplied by warrantor, or failures which result from accidents, misuse, abuse, neglect, mishandling, misapplication, alteration, faulty installation, set-up adjustments, misadjustment of consumer controls, improper maintenance, power line surge, lightning damage, modification, or service by anyone other than a Factory Service center or other Authorized Servicer, or damage that is attributable to acts of God.

2) **THERE ARE NO EXPRESS WARRANTIES EXCEPT AS LISTED UNDER "LIMITED WARRANTY COVERAGE". THE WARRANTOR IS NOT LIABLE FOR INCIDENTAL OR CONSEQUENTIAL DAMAGES RESULTING FROM THE USE OF THIS PRODUCT, OR ARISING OUT OF ANY BREACH OF THIS WARRANTY.** (As examples, this excludes damages for lost time, cost of having someone remove or re-install an installed unit if applicable, travel to and from the service, loss of or damage to media or images, data or other recorded content. The items listed are not exclusive, but are for illustration only.)

3) **PARTS AND SERVICE, WHICH ARE NOT COVERED BY THIS LIMITED WARRANTY, ARE YOUR RESPONSIBILITY.**